

## GCG Sunday School - 24th November 2024

### Lesson Outline



**Lesson:** Live Good Lives, At Work/ At School  
**Passage:** 1 Peter 2:18-25 (2:12-13 is the headline for this section)  
**Big Idea:** As God's loved travellers, if we are unfairly treated like Jesus was, we won't sin.  
**Main Aim:** See that it's good to follow Jesus' example around unfair masters.  
**Key verse:** 1 Peter 2:18, 21-22

**Please pray** for the lesson preparation, that God's word would feed us and the children.

**Laptop/tablet + speaker** Unless you are at the Greenwich service, you will need to bring a device to play any media. If needed, Jonny can provide **a laptop and Bluetooth speaker**. 😊

**Additional resources:** [St Helen's talks and study materials on 1 Peter](#)

#### Passage info for leaders: (Lesson Overview on page 3)

##### 1 Peter Overview

Christians in Peter's day are suffering low-level persecution, just like us.  
 How will they stay strong, live differently and stand out? How will we?

##### Passage overview

1 Peter 2:11-12 is the headline for this section (1 Peter 2:13-3:7)

As travellers (sojourners), we fear the Lord around: Outsiders, Servants/Masters, Husbands/Wives.

This is so that they might turn to Jesus

So when some masters who don't believe treat us badly, how do we live?

1. Be subject to these masters. 1 Peter 2:18  
 (Yes, even the terrible, persecuting ones)
2. Because it's a gracious thing to endure unjust suffering. 1 Peter 2:19-20  
 And not sin when we're treated badly.
3. Because we were called to follow Jesus' example. 1 Peter 2:21-25  
 Jesus endured unjust suffering, without sinning. So we do too. - He's an example.  
 Jesus' suffering bore our sins, so we might live to righteousness. - He's unique.

*For them then*

As loved travellers (beloved sojourners), we endure unjust suffering like Jesus did.

*For us now - Same!*

As Christian children, even if we're wronged unfairly (wrongly told off). We follow Jesus' footsteps in not sinning. This makes following Jesus look amazing.

#### The Age Ranges

CW (average age 4-5 years) - Prepare the lesson for **all ages**.






Then separate **Sailor** and **Officer** groups for **Heart & Hands** teaching.

GR and EC - Personalise **all material** for the Sailors or Officers.

**Sailors: Ages 3-6**

**Officers: Ages 7-11**

## Lesson Overview

Get Going ~3 min + Song	Bible Talk ~10 mins	Heart & Hands ~30 mins	Land The Lesson ~5 mins	Extra Fun Time ~10 mins
				
Welcome & Pray Intro Idea Song	The Big Idea The Main Aim	Craft/ Worksheet Further teaching Memory verse	Recap Pray	Optional extra fun



### Get Going

Welcome, Pray, Introduction idea & Song

At GR and EC the [Sailor Leader](#) will lead the “Get Going” section, by default.

### Welcome and connect briefly with the children

- Ask a fun question, showing we’re interested in their lives. Such as:
  - What’s the best/ most fun thing you did yesterday/ this morning? Highlight/lowlight?
  - What was the tastiest food you ate? The smelliest thing you smelled?

### Prayer by the leader

- Help us to listen carefully to what God has to say to us today, and to have fun.

### Rules Reminder

- We listen to the leader.
- We love our neighbour.

**Intro Idea** - Introduces the theme of the passage with “Intro” Powerpoint slides.

- Ask the children - What might these children want to do around the teacher? Be nice or nasty?
  - When told that they’ve done well? Be nice.
  - When told off fairly? Be nice?
  - When a Christian child is told off wrongly?


The Bible says, don’t sin, live well with masters!

Since they know we’re Christian, they might praise God.


Link: Introduce the [Big Idea](#)

**Sing** - If needed, talk through the words and actions before singing.

Who is the King of the Jungle? A good question.

 [Who's the King of the jungle \(Lyric Video\)](#)


You can learn the actions from this one, we shouldn’t need the wobbly clapping bit at the start!

 [7. Action songs: “Who is the king of the jungle? and let’s start jump”. \(HD\)](#)

Message Jonny if you’d like help with the actions.

**GR & EC** - Split into **Sailor** and **Officer** groups for the remainder of the session.

**CW** - Remain together.



## Bible Talk

### Teaching the Big Idea & Main Aim.

*Keep it clear and snappy. Maybe come up with a catchphrase for the week.  
Have Bible open throughout to show that we're teaching from God's word, and not from our heads.  
Make the Bible talk engaging by asking questions and/or using visual aids.*

### Key Verse - 1 Peter 2:18, 21-22

**Lesson Points** - Arriving repeatedly at the Big Idea.

Letter context: We're loved and we're different.

2:11 (Beloved exiles)

Some masters (bosses) might be nasty to Christians sometimes.

Let's see how Peter says we'll live around them:

**PLEASE NOTE:** In the interest of safeguarding and care for our children, please make sure that it is clear throughout the lesson - If adults are being nasty to children, then it is right to tell another adult. It is not sinful to tell another adult when something is wrong.  
Ask Jonny if you have any questions about this.

1. Live well around outsiders: so they might turn to God. 2:12  
Fearing the Lord, not people. So we'll live well around them.  
They might say, Wow! Trusting the Lord is so good!
2. One way we do this: We submit to unfair masters. 2:18  
(A master for a child could be someone like a teacher/referee)  
The good ones and the bad ones.  
We listen and obey what they say.  
When they are unfair to us, we will not sin, but will live well around them.
3. This is because we follow how Jesus lived. 2:21-22  
Jesus suffered unfairly, and he left us an example.  
When Jesus suffered, he didn't sin. He kept living well.  
  
If we do this: They will have nothing bad to say about us and Jesus.  
They might say, Wow! Trusting the Lord is so good! 2:12

**Brief application** - The Main Aim expanded.

- **Sailors** State the Main Aim application and expand it a bit.  
This is how it's right to think/ act/ talk/ feel.  
For home/ school/ church.
- **Officers** Ask questions to arrive at the Main aim application.  
How does this help us think/ act/ talk/ feel differently?  
What about at home/ school/ church?

### Teaching ideas

- **Sailors - Teaching idea**

I'd recommend using the visual aids while teaching.

Extra fun could be:

A drama about two children who are told off wrongly.

One child is not a Christian and has a choice:

Live badly or live well. What will they want to do? Live badly.

The other child is a Christian and has a choice:

Start sinning and make Jesus look bad? Live well, and make Jesus look good?

You could talk through the decision process and how other children might react.

They might even come to praise God.

- **Ask questions when teaching, ensuring they're suitable for the ages of the children, such as:**

Point 1: Do others around us all believe in Jesus? What might they believe in?  
How should we live around them? Why? What might they do then?

Point 2: What do we do to masters? To which masters/teachers? Only the good ones?  
What will we choose to do when we're unfairly treated? Why?

Point 3: What happened when Jesus suffered wrongly? Did he sin?  
How he is a good example for us?

- **Visual Aids**

Cut out and stick on the wall as you teach. The layout suggestion for each point is on the online PDF.

- **Helpful questions to ask:** What noise/ smell do you think it made? How many stars did he see? Have you ever seen that before? How did he feel? What face would she have made?
- **Helpful methods:** Make actions to copy at certain points, act it out, place pictures on the wall, go for a walk around the room, use Lego/Playmobile figures.

- **Officers - Teaching idea**

Same as Sailors.

- **Ask questions when teaching, such as:**

Same as Sailors.

- **Visual Aids**

Cut out and stick on the wall as you teach. The layout suggestion for each point is on the online PDF.

- **Helpful questions to ask:** Why do you think he did that? What did she get right/ wrong? What would you do in his situation?
- **Helpful teaching methods:** Act it out, have them draw scenes, shout out the best thing they see in the passage, make a puppet show using paper and card, go for a walk, use Lego.



## Heart and Hands

More on the Big Idea & Main Aim with activities.

**Table Activities - Craft or worksheet** - Spares go to the Eltham service.

- **Sailors** Craft.  
*Cut, stick/fasten, colour. Chat about how it relates to the teaching point.*
- **Officers** Worksheet.  
*This is a guided form of Bible study, to help them learn how Bible studies work. The sheet progresses from easy questions, to harder questions. Help them find answers in the Bible and think about their answers. Talk about the application and any questions they may have.*


### Further Teaching

An opportunity to reteach the same Big Idea & Main Aim with:

- Act out the passage.
- Do a drama based on the Main Aim. For example, the children make up a drama about someone who used to be worried, but is now comforted because God knows them completely.
- Discuss application.

**Memory verse** - Ideas for learning can be found in the Google Drive Folder.

*"Blessed be the God and Father of our Lord Jesus Christ! According to his great mercy, he has caused us to be born again to a living hope through the resurrection of Jesus Christ from the dead."*  
1 Peter 1:3 (ESV)

We'll be using the following song to learn the verse:  1 Peter 1:3



### Land the lesson

Bring everything together with: Recap and Prayer.

**Recap** - Use the craft/ worksheet to remind them of the Big Idea & Main Aim.

**Pray** - Encourage the children to pray with you about the Big Idea and Main Aim. They could **thank/praise God** for it or **ask for help** in believing it.

- **Sailors** You could suggest "Popcorn prayers" - really short prayers.  
Or "Arrow prayers"- We all shoot up like an arrow at the end.  
Or you could try the idea we use with Officers.
- **Officers** You could pass an object, like a Bible, around the room.  
When a child receives the Bible, they can choose to pray in their head or aloud.



### Extra fun time.

An optional game, which can be played mid-session.

**Game idea** - Feel free to play something different!

- **Sailors** Something fun, check the G-drive.
- **Officers** Something fun, check the G-drive.
- **Time fillers and games** Check the G-drive

I often play something from: <https://www.youtube.com/@thebiggeststory>

- **Music** A Spotify playlist of Sunday School Songs can be found in the term plan.

**Sign out** - Give each family a Take Home Sheet

- Sign out with Rollcall.